

PANELTECH[®]



**SANDWICH
PANELS**

PW PIR-S



APPLICATION

Wall sandwich panel with visible joint PW PIR-S is used to construct external walls and internal partitions in the single- or multiple-span shell structure. The panel is characterized by very good thermal insulation properties and strength, as well as very high fire resistance properties.

In particular PW PIR-S panels can be applied in:

- Industrial buildings,
- Store houses and logistic centres,
- Commercial buildings and offices,
- Food industry facilities,
- Agricultural objects
- Sport halls.

TABLE OF TECHNICAL PARAMETERS OF THE PW PIR-S PANELS

Parameter	Value				
thickness [mm]	40	60	80	100	120
modular width [mm]	1130 (optionally 1000 or 1050)				
length [mm]	2000 ÷ 15800				
weight [kg/m ²]	9,9	10,7	11,5	12,3	13,1
heat transfer coefficient U _c [W/m ² K]	0,59	0,38	0,28	0,22	0,19
acoustic insulation Rw [dB]	26				
reaction to fire	B-s1,d0				
resistance to external fire	NRO				
wall fire rating	NPD			EI 30 (o ↔ i)	
anti-corrosive protection	external C1, C2, C3 (C4 ÷ C5), internal A1 (A2 ÷ A5)				
organic coatings	SP 25, PU, AGRO, FOOD SAFE and other				
external facing	galvanized steel 0,5 ÷ 0,6 mm				
internal facing	galvanized steel 0,4 ÷ 0,5 mm				
available profilation types	external facing L, ML, MF, MR, G; internal facing L, R, G				
insulating core	rigid foam of 40 kg/m ³ in total density and with enclosed PIR (polyisocyanurate) cells				
application	non-continuous application on external walls and as wall cladding, on the structural parts of walls and ceilings				
wall application layout	vertical or horizontal				

PW PIR-SU



APPLICATION

Wall sandwich panel with hidden joint PW PIR-SU is used to construct external walls and internal partitions in the single- or multiple-span shell structure. The panel is characterized by very good thermal insulation properties and strength, as well as very high fire resistance properties.

In particular PW PIR-SU panels can be applied in:

- Industrial buildings,
- Store houses and logistic centres,
- Commercial buildings and offices,
- Food industry facilities,
- Agricultural objects
- Sport halls.

TABLE OF TECHNICAL PARAMETERS OF THE PW PIR-SU PANELS

Parameter	Value			
thickness [mm]	60	80	100	120
modular width [mm]	1050 (optionally 1000)			
length [mm]	2000 ÷ 15800			
weight [kg/m ²]	11,1	11,80	12,60	13,40
heat transfer coefficient U _c [W/m ² K]	0,39	0,29	0,23	0,19
acoustic insulation Rw [dB]	26			
reaction to fire	B-s1,d0			
resistance to external fire	NRO			
wall fire rating	NPD		EI 15 (o ↔ i)	
anti-corrosive protection	external C1, C2, C3 (C4 ÷ C5), internal A1 (A2 ÷ A5)			
organic coatings	SP 25, PU, AGRO, FOOD SAFE and other			
external facing	galvanized steel 0,5 ÷ 0,6 mm			
internal facing	galvanized steel 0,4 ÷ 0,5 mm			
available profilation types	external facing L, ML, MF, MR, G; internal facing L, R, G			
insulating core	rigid foam of 40 kg/m ³ in total density and with enclosed PIR (polyisocyanurate) cells			
application	non-continuous application on external walls and as wall cladding, on the structural parts of walls and ceilings			
wall application layout	vertical or horizontal			

TABLE OF TECHNICAL PARAMETERS OF THE PW PIR-CH PANELS

Parameter	Value			
thickness [mm]	120	160	180	200
modular width [mm]	1130 (optionally 1000 or 1050)			
length [mm]	2000 ÷ 15800			
weight [kg/m ²]	13,1	14,7	15,5	16,3
heat transfer coefficient U _c [W/m ² K]	0,18	0,14	0,12	0,11
acoustic insulation Rw [dB]	26			
reaction to fire	B-s1,d0			
resistance to external fire	NRO			
wall fire rating	EI 30 (o ↔ i)			
anti-corrosive protection	external C1, C2, C3 (C4 ÷ C5), internal A1 (A2 ÷ A5)			
organic coatings	SP 25, PU, AGRO, FOOD SAFE and other			
external facing	galvanized steel 0,5 ÷ 0,6 mm			
internal facing	galvanized steel 0,4 ÷ 0,5 mm			
available profilation types	external facing L, ML, MF, MR, G; internal facing L, R, G			
insulating core	rigid foam of 40 kg/m ³ in total density and with enclosed PIR (polyisocyanurate) cells			
application	non-continuous application on external walls and as wall cladding, on the structural parts of walls and ceilings			
wall application layout	vertical or horizontal			



APPLICATION


Coldroom PW PIR-CH sandwich panel is intended for warehouse structures where internal temperatures reach minus 25°C. The panel is characterized by very good thermal insulation properties and strength, as well as very high fire resistance properties.

In particular PW PIR-CH panels can be applied in:

- Industrial buildings,
- Coldrooms and freezers,
- Store houses,
- Food industry facilities,
- Agricultural objects.

TABLE OF TECHNICAL PARAMETERS OF THE PW PUR-D / PIR-D PANELS

Parameter	Value					
thickness [mm]	40	60	80	100	120	160
modular width [mm]	1050					
length [mm]	2000 ÷ 16000					
weight [kg/m ²]	10,2	11,0	11,8	12,6	13,4	15,0
heat transfer coefficient U _c [W/m ² K]	0,50	0,35	0,27	0,22	0,18	0,14
acoustic insulation Rw [dB]	23					
reaction to fire PUR	NPD					
reaction to fire PIR	B-s1,d0					
resistance to external fire PUR	B _{roof} (t ₁)					
resistance to external fire PIR	B _{roof} (t ₁) and B _{roof} (t ₂) and B _{roof} (t ₃)					
roof fire rating PUR	NPD			RE 30		
roof fire rating PIR	NPD			REI 30		
anti-corrosive protection	external C1, C2, C3 (C4 ÷ C5), internal A1 (A2 ÷ A5)					
organic coatings	SP 25, PU, AGRO, FOOD SAFE and other					
external facing	galvanized steel 0,5 ÷ 0,6 mm					
internal facing	galvanized steel 0,4 ÷ 0,5 mm					
available profilation types	external facing T; internal facing L, R, G					
insulating core	rigid foam of 40 kg/m ³ in total density and with enclosed PUR (polyurethane) / PIR (polyisocyanurate) cells					
application	non-continuous application on roofs and roof covers					



APPLICATION

Roof sandwich panel PW PUR-D / PIR-D is applied as roofs and roof covers. The panel is characterized by very good thermal insulation properties and strength, as well as very high fire resistance properties (PW PIR-D).

In particular PW PUR-D / PIR-D panels can be applied in:

- Industrial buildings,
- Store houses and logistic centres,
- Commercial buildings and offices,
- Food industry facilities,
- Agricultural objects
- Sport halls.

PWS-S



APPLICATION

Wall sandwich panel with visible joint PWS-S is used to construct external walls and internal partitions in the single- or multiple-span shell structure. The panel is characterized by superb thermal insulation and low weight.

In particular PWS-S panels can be applied in:

- Industrial buildings,
- Store houses and logistic centres,
- Coldrooms and freezers,
- Commercial buildings and offices,
- Food industry facilities,
- Agricultural objects
- Sport halls

TABLE OF TECHNICAL PARAMETERS OF THE PWS-S PANELS

Parameter	Value					
thickness [mm]	50	80	100	120	150	200
modular width [mm]	1130 (optionally 1000 or 1050)					
length [mm]	2000 ÷ 10000					
weight [kg/m ²]	8,8	9,1	9,4	9,6	10,0	10,6
heat transfer coefficient U _c [W/m ² K]	0,77	0,48	0,39	0,32	0,26	0,20
resistance to external fire	NRO					
anti-corrosive protection	external C1, C2, C3 (C4 ÷ C5), internal A1 (A2 ÷ A5)					
organic coatings	SP 25, PU, AGRO, FOOD SAFE and other					
external facing	galvanized steel 0,5 ÷ 0,6 mm					
internal facing	galvanized steel 0,4 ÷ 0,5 mm					
available proflation types	external facing L, ML, MF, G; internal facing L, R, G					
insulating core	expanded polystyrene EPS of 12,5 kg/m ³					
application	non-continuous application on external walls and as wall cladding, on the structural parts of walls and ceilings					
wall application layout	vertical or horizontal					

PWS-SU*



APPLICATION

Wall sandwich panel with visible joint PWS-SU is used to construct external walls and internal partitions in the single- or multiple-span shell structure. The panel is characterized by superb thermal insulation and low weight.

In particular PWS-SU panels can be applied in:

- Industrial buildings,
- Store houses and logistic centres,
- Coldrooms and freezers,
- Commercial buildings and offices,
- Food industry facilities,
- Agricultural objects
- Sport halls.

TABLE OF TECHNICAL PARAMETERS OF THE PWS-SU PANELS

Parameter	Value			
thickness [mm]	80	100	120	150
modular width [mm]	1050 (optionally 1000)			
length [mm]	2000 ÷ 10000			
weight [kg/m ²]	9,4	9,7	9,9	10,3
heat transfer coefficient U _c [W/m ² K]	0,50	0,40	0,33	0,26
resistance to external fire	NRO			
anti-corrosive protection	external C1, C2, C3 (C4 ÷ C5), internal A1 (A2 ÷ A5)			
organic coatings	SP 25, PU, AGRO, FOOD SAFE and other			
external facing	galvanized steel 0,5 ÷ 0,6 mm			
internal facing	galvanized steel 0,4 ÷ 0,5 mm			
available proflation types	external facing L, ML, MF, G; internal facing L, R, G			
insulating core	expanded polystyrene EPS of 12,5 kg/m ³			
application	non-continuous application on external walls and as wall cladding, on the structural parts of walls and ceilings			
wall application layout	vertical or horizontal			

*The product is unavailable

TABLE OF TECHNICAL PARAMETERS OF THE PWS-D PANELS

Parameter	Value				
thickness [mm]	80	100	120	150	200
modular width [mm]	1050				
length [mm]	2000 ÷ 10000				
weight [kg/m ²]	9,6	9,9	10,2	10,6	11,5
heat transfer coefficient U _c [W/m ² K]	0,45	0,37	0,31	0,25	0,19
resistance to external fire	B _{roof} (t ₁)				
anti-corrosive protection	external C1, C2, C3 (C4 ÷ C5), internal A1 (A2 ÷ A5)				
organic coatings	SP 25, PU, AGRO, FOOD SAFE and other				
external facing	galvanized steel 0,5 ÷ 0,6 mm				
internal facing	galvanized steel 0,4 ÷ 0,5 mm				
available profilation types	external facing T; internal facing L, R, G				
insulating core	expanded polystyrene EPS of 12,5 kg/m ³				
application	non-continuous application on roofs and roof covers				

* Minimum Production Quantity (MPQ) is from 500m² up to 1000m² and depends on thickness of the panel. In order to verify production possibilities of specific order please contact our Customer Service or Sales Representative.



APPLICATION

Roof sandwich panel PWS-D is applied as roofs and roof covers. The panel is characterized by superb thermal insulation and low weight.

In particular PWS-D panels can be applied in:

- Industrial buildings,
- Store houses and logistic centres,
- Coldrooms and freezers,
- Commercial buildings and offices,
- Food industry facilities,
- Agricultural objects
- Sport halls.

PWW-S / PWW-S LITE

TABLE OF TECHNICAL PARAMETERS OF THE PWW-S / PWW-S LITE PANELS

Parameter	Value							
thickness [mm]	60*	80*	100	120	140	160	180	200
modular width [mm]	1130 (optionally 1000 or 1050)							
length [mm]	2000 ÷ 10000							
weight for PWW-S [kg/m ²]	14,1	16,1	18,1	20,1	22,1	24,1	26,1	28,1
weight for PWW-S lite [kg/m ²]	-	-	16,6	18,3	20	21,7	23,4	25,1
heat transfer coefficient U _c for PWW-S [W/m ² K]	0,66	0,49	0,39	0,33	0,28	0,25	0,22	0,20
heat transfer coefficient U _c for PWW-S lite [W/m ² K]	-	-	0,38	0,32	0,27	0,24	0,21	0,19
acoustic insulation Rw [dB]	31	33	31				34	
reaction to fire	A2-s1,d0							
resistance to external fire	NRO							
PWW-S wall fire rating	NPD		EI 60 (o ↔ i)			EI 120 (o ↔ i)		
PWW-S lite wall fire rating	-		EI 30 (o ↔ i)					
anti-corrosive protection	external C1, C2, C3 (C4 ÷ C5), internal A1 (A2 ÷ A5)							
organic coatings	SP 25, PU, AGRO, FOOD SAFE and other							
external facing	galvanized steel 0,5 ÷ 0,6 mm							
internal facing	galvanized steel 0,5 ÷ 0,6 mm							
available profilation types	external facing L, ML, MF, G; internal facing L, R, G							
insulating core	rock, inflammable mineral wool with a lamella fiber structure 85 kg/m ³ (PWW-S Lite) and 100 kg/m ³ (PWW-S)							
application	non-continuous application on external walls and as wall cladding, on the structural parts of walls and ceilings							
wall application layout	vertical or horizontal							

* applies to sandwich panels PWW-S



APPLICATION

Wall sandwich panel with visible joint PWW-S / PWW-S lite is used to construct external walls and internal partitions in the single- or multiple-span shell structure. Thanks to their properties, i.e. high fire-resistance parameters, the panels can be used to construct buildings with high fire ratings.

In particular, PWW-S / PWW-S lite panels can be applied in:

- buildings requiring high fire resistance and noise insulation,
- Industrial buildings,
- Store houses and logistic centres,
- Commercial buildings and offices,
- Food industry facilities,
- Agricultural objects
- Sport halls.

PWW-SU / PWW-SU LITE*



APPLICATION

Wall sandwich panel with hidden joint PWW-SU / PWW-SU lite is used to construct external walls and internal partitions in the single- or multiple-span shell structure. Thanks to their properties, i.e. high fire-resistance parameters, the panels can be used to construct buildings with high fire ratings.

In particular, PWW-SU / PWW-SU lite panels can be applied in:

- buildings requiring high fire resistance and noise insulation,
- Industrial buildings,
- Store houses and logistic centres,
- Commercial buildings and offices,
- Food industry facilities,
- Agricultural objects
- Sport halls.

TABLE OF TECHNICAL PARAMETERS OF THE PWW-SU / PWW-SU LITE PANELS

Parameter	Value							
	60**	80**	100	120	140	160	180	200
thickness [mm]	60**	80**	100	120	140	160	180	200
modular width [mm]	1050 (optionally 1000)							
length [mm]	2000 ÷ 10000							
weight for PWW-SU [kg/m ²]	14,4	16,4	18,4	20,4	22,4	24,4	26,4	28,4
weight for PWW-SU lite [kg/m ²]	-	-	16,9	18,9	20,3	22,0	23,7	25,4
heat transfer coefficient U _e for PWW-SU [W/m ² K]	0,74	0,51	0,41	0,34	0,29	0,25	0,23	0,20
heat transfer coefficient U _e for PWW-SU lite [W/m ² K]	-	-	0,39	0,32	0,28	0,24	0,21	0,19
acoustic insulation Rw [dB]	31							
reaction to fire	A2-s1,d0							
resistance to external fire	NRO							
PWW-SU wall fire rating	NPD		EI 30 (o ↔ i)					
PWW-SU lite wall fire rating	-		NPD					
anti-corrosive protection	external C1, C2, C3 (C4 ÷ C5), internal A1 (A2 ÷ A5)							
organic coatings	SP 25, PU, AGRO, FOOD SAFE and other							
external facing	galvanized steel 0,5 ÷ 0,6 mm							
internal facing	galvanized steel 0,5 ÷ 0,6 mm							
available profilation types	external facing L, ML, MF, G; internal facing L, R, G							
insulating core	rock, inflammable mineral wool with a lamella fiber structure 85 kg/m ³ (PWW-SU Lite) and 100 kg/m ³ (PWW-SU)							
application	non-continuous application on external walls and as wall cladding, on the structural parts of walls and ceilings							
wall application layout	vertical or horizontal							

* Minimum Production Quantity (MPQ) is from 500m² up to 1000m² and depends on thickness of the panel. In order to verify production possibilities of specific order please contact our Customer Service or Sales Representative.

** applies to sandwich panels PWW-SU

PWW-D*



APPLICATION

Roof sandwich panel PWW-D is applied as roofs and roof covers. Thanks to their properties, i.e. high fire-resistance parameters, the panels can be used to construct buildings with high fire ratings.

In particular, PWW-D panels can be applied in:

- buildings requiring high fire resistance and noise insulation,
- Industrial buildings,
- Store houses and logistic centres,
- Commercial buildings and offices,
- Food industry facilities,
- Agricultural objects
- Sport halls.

TABLE OF TECHNICAL PARAMETERS OF THE PWW-D PANELS


Parameter	Value						
	80	100	120	140	160	180	200
thickness [mm]	80	100	120	140	160	180	200
modular width [mm]	1050						
length [mm]	2000 ÷ 10000						
weight [kg/m ²]	16,8	18,8	20,8	22,8	24,8	26,8	28,8
heat transfer coefficient U _e [W/m ² K]	0,46	0,38	0,32	0,28	0,24	0,22	0,20
acoustic insulation Rw [dB]	31						
reaction to fire	A2-s1,d0						
resistance to external fire	B _{roof}						
roof fire rating	NPD		REI 120				
anti-corrosive protection	external C1, C2, C3 (C4 ÷ C5), internal A1 (A2 ÷ A5)						
organic coatings	SP 25, PU, AGRO, FOOD SAFE and other						
external facing	galvanized steel 0,5 ÷ 0,6 mm						
internal facing	galvanized steel 0,5 ÷ 0,6 mm						
available profilation types	external facing T; internal facing L, R, G						
insulating core	rock, inflammable mineral wool with a lamella fiber structure 100 kg/m ³						
application	non-continuous application on roofs and roof covers						

* Minimum Production Quantity (MPQ) is from 500m² up to 1000m² and depends on thickness of the panel. In order to verify production possibilities of specific order please contact our Customer Service or Sales Representative.


AVAILABLE PROFILATION TYPES

AVAILABLE EXTERNAL PROFILATION:

L	linear
MF	microwave
ML	microlinear
MR	microgroove ²⁾
G	smooth ¹⁾
T	trapezoidal (only for roof panels)



L - LINEAR



MF - MICROWAVE



ML - MICROLINEAR



R - GROOVE



MR - MICROGROOVE



G - SMOOTH



T - TRAPEZOIDAL

AVAILABLE INTERNAL PROFILATION:

L	linear
R	groove ¹⁾
G	smooth ¹⁾

¹⁾ facings with the G - smooth or R - groove profiles can include microwaves, which affect the appearance of the product classified as compliant with the requirements of EN 14509, annex D

²⁾ applies to Paneltech sandwich panels with PIR cores. For more information concerning MR - microgroove profilation, see the technical product cards

AVAILABLE COLORS FOR EXTERNAL FACINGS


STANDARD COLORS



9010³⁾



9002³⁾



9001



7035



9006



1015

TYPICAL COLORS*



7040



1021



1002



3000



3011



8017



5012



5010



6029



9007



7024



7016

³⁾ Internal sandwich panel facings are available in two basic colors: RAL 9002 and 9010. Other colors available on request.

* Availability of these colors depends on current stock and has to be confirmed by sales before order. Untypical colors – for individual request. The colors presented in this brochure are for reference only. Steel sheet tones may differ, depending on the material batch and the manufacturer. Paneltech Sp. z o.o. therefore admits the possibility of occurrence of color differences between the samples presented and the colors of materials supplied.

This brochure does not constitute an offer within the meaning of the provisions of the Civil Code. Paneltech Sp. z o.o. reserves the right to introduce changes without notification. The Technical Catalogue, the Performance Declaration and the General Terms of Sale are also available on our website www.paneltech.pl.

PaNELTECH Sp. z o.o.
41-508 Chorzów
ul. Michałkowicka 24
+48 32 245 91 41
info@paneltech.pl

PANELTECH.PL